


SNOOP 4 CANOPY SHORT


CANOPY MOUNT
LUMINAIRE



FIXTURE
COLOUR OPTIONS



REFLECTOR
COLOUR OPTIONS



tuneWHITE™ and flexiK are recommended to pair with Soft Lens for better colour mixing effect.

- Compatible with 100CLO, 100CLE and 100PLE series LED modules
- Colour temperature options: 2700K, 3000K, 3500K, 4000K, 5000K, tuneWHITE™, WARM DIM, flexiK
- Colour rendering index: 85 or 95
- Up to 50,000 hours L80 lamp life with LM80 tested LED chip packages
- Beam pattern options: 12°, 20°, 35°, 60° (depending on LED module)
- Luminous flux: 638lm to 3000lm (depending on LED module)
- Supplied with non-dimmable or phase/0-10V/DALI dimmable LED driver
- Angle bracket adjustment -90° to +90°
Rotational adjustment 0° to 359°
- IP66 IK08
- ATePS™ Automated Thermal Protection System
- ComfyEYE, reduced flicker percentage
- Interchangeable LED module system
- Optional linear spread lens, colour, light effect filters and honeycomb anti-glare louvre



The information above is at nominal values accuracy of +/-7%.

AVAILABLE OPTIONS

LED MODULE



100CLO/100CLE/100PLE

TEMPERATURE



DRIVER



(ND)

(PH)

(AN)

(DA)

ACCESSORIES



Honeycomb
Anti-Glare Louvre

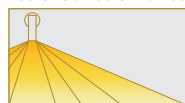
Soft Lens

Linear
Spread Lens

BEAM ANGLE

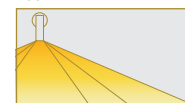
SINGLE CCT

100 CLO / 100 CLE / 100 PLE



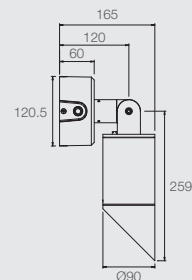
12° 20° 35° 60°

WARM DIM / tuneWHITE™ / flexiK
100 PLE



20° 35° 60°

DIMENSIONS (MM)



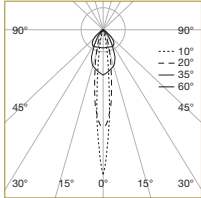
**Displayed height measurements are for highest point of tilting.*

PHOTOMETRICS

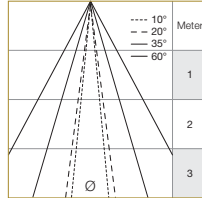
SNOOP CANOPY

50 NEST

POLAR DIAGRAM



CONE DIAGRAM



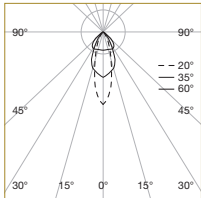
Ø = DIAMETER

	Emax (lx)			
	10°	20°	35°	60°
E (l ^x)	5675	5217	2374	822
Cone DØ (m)	0.19	0.26	0.58	1.09
E (l ^x)	1418.75	1304.25	593.5	205.5
Cone DØ (m)	0.38	0.52	1.16	2.18
E (l ^x)	631	580	284	91
Cone DØ (m)	0.57	0.78	1.74	3.27

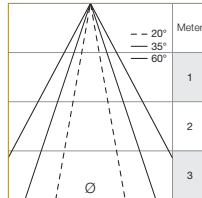
Correction Factor : 35N - f = 0.79

50 NEST WARM DIM

POLAR DIAGRAM



CONE DIAGRAM



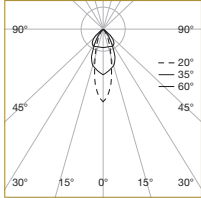
Ø = DIAMETER

	Emax (lx)			
	10°	20°	35°	60°
E (l ^x)	3178	1785	1050	364
Cone DØ (m)	0.19	0.35	0.58	1.09
E (l ^x)	794.5	446.25	262.5	91
Cone DØ (m)	0.38	0.70	1.16	2.18
E (l ^x)	353	198	117	40
Cone DØ (m)	0.57	1.05	1.74	3.27

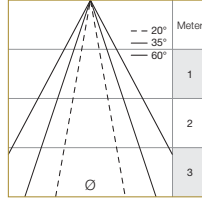
Correction Factor : 35N - f = 0.74

50 NEST tuneWHITE™

POLAR DIAGRAM



CONE DIAGRAM

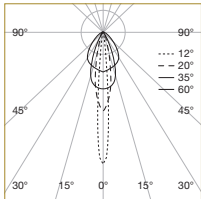


Ø = DIAMETER

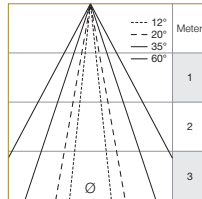
	Emax (lx)		
	20°	35°	60°
E (l ^x)	2550	1499	519
Cone DØ (m)	0.35	0.58	1.09
E (l ^x)	637.5	374.75	129.75
Cone DØ (m)	0.70	1.16	2.18
E (l ^x)	283	167	58
Cone DØ (m)	1.05	1.74	3.27

100 PRO

POLAR DIAGRAM



CONE DIAGRAM



Ø = DIAMETER

	Emax (lx)			
	12°	20°	35°	60°
E (l ^x)	27565	10467	5990	1592
Cone DØ (m)	0.22	0.39	0.64	0.95
E (l ^x)	6891.25	2616.75	1497.5	398
Cone DØ (m)	0.44	0.78	1.28	1.90
E (l ^x)	3063	1163	666	177
Cone DØ (m)	0.66	1.17	1.92	2.85

Correction Factor : 100C - f = 0.68
100C.LO - f = 0.5

SNOOP 4 CANOPY

ORDERING MATRIX CHART

FIXTURE						SINGLE CCT LED MODULE				DRIVER
Type	IP	Shape	Colour	Reflector Color	Accessories	LED Power	Beam Angle	Colour Temp	CRI	Dimming
SNOOP-4CN										
	IP IP66	Standard	GR Matt Grey	GR Matt Grey	AGL Anti-Glare Louvre	100CLO 13W	12 12°	27 2700K	Standard	ND Non-Dim
		S Short	MB Matt Black	MB Matt Black	SL Soft Lens	100CLE 16W	20 20°	30 3000K	PA ProART	PH Phase
					LSL Linear Spread Lens	100PLE 25W	35 35°	35 3500K		AN 0-10V
							60 60°	40 4000K		DA DALI
								50 5000K		
WARM DIM LED MODULE										DRIVER
						100PLE 25W	20 20°	WD WARM DIM	PA ProART	PH Phase
							35 35°			AN 0-10V
							60 60°			DA DALI
tuneWHITE™ LED MODULE										DRIVER
						100PLE 25W	20 20°	TW18 tuneWHITE™ 1800K-4000K	PA ProART	DA DALI
							35 35°	TW27 tuneWHITE™ 2700K-6500K		
							60 60°			
flexiK LED MODULE										DRIVER
						100PLE 25W	20 20°	FK## flexiK	PA ProART	PH Phase
							35 35°			AN 0-10V
							60 60°			DA DALI

Snoop outdoor series will ship at IP66 by default.

example: SNOOP-4CN.IP.S.GR.GR.AGL.100PLE.20.27.PH
 *Custom RAL colour options available.

denotes the first two digits of preferred CCT ranging from 1800K to 6500K by increment of 100K